

線光

安裝方式

表面安裝



擁有的工具和材料



Fig.1



Fig.2

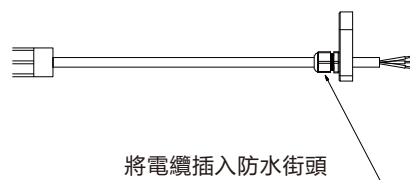


Fig.3

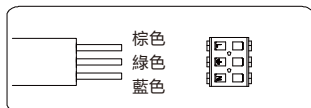
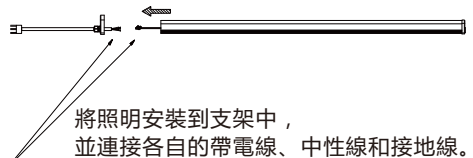


Fig.4

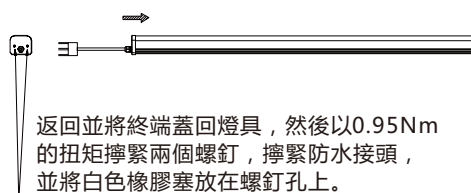


Fig.5

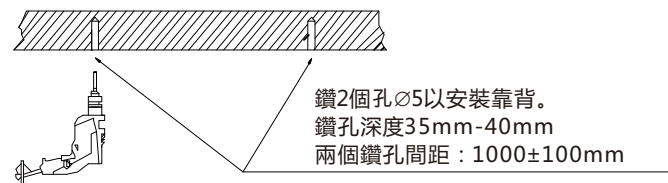
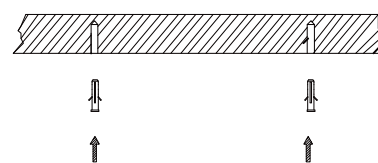
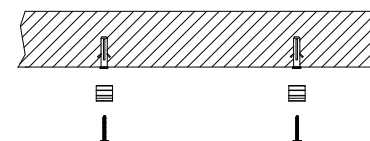


Fig.6



在鑽孔中插入兩個膨脹螺絲，
牆壁必須是一個穩定的混凝土結構。

Fig.7



將支架擰入膨脹螺釘，用螺釘安裝支架

Fig.8

最後固定裝置必須是這樣樣子的

