

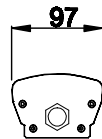
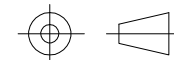


Follow tolerance below as it's not described in the picture. Important dimensions are additionally marked with tolerance.

Dimension Range	Hardware/Plastic	Blow Molding	Wire Length
>0-10	± 0.1	± 0.15	± 0.2
>10-25	± 0.15	± 0.2	± 0.3
>25-50	± 0.3	± 0.3	± 0.5
>50-100	± 0.4	± 0.4	± 1.0
>100-250	± 0.6	± 0.6	± 2.0
>250-500	± 1.2	± 1.0	± 2.5
>500	± 2.0	± 2.0	± 5.0
Angle	± 1.0°	Material thickness made by standards	



STEMOD Technology LTD



Material
Thickness

Measurement Units :mm

Model Number		Design		Proportion	1 : 1
Model	Smooth Linear_2ft	Verification		Version	1. 0
Components	Lighting Dimensions	Approval		Drawing Dimensions	
Drawing Number		Coding		Page 1 of 1	

S/N	Version	Content	Owner	Date	Verification	Date